

# ANNUAL REPORT



## 2018

**Chief Mark K. Lewis, N.A.**



## **MESSAGE FROM THE CHIEF**



**Foremost, I would like to acknowledge and congratulate the 48 hard-working, dedicated men and women of the Cambridge Police Department for their efforts to provide exemplary service to the residents of Cambridge and Dorchester County, Maryland. We are a progressive department, constantly striving to provide a level of public safety services that our community both expects and deserves.**

**In March of 2018, I was honored to be hired as Cambridge's 8th Chief of Police. Since my return, I have made it a priority to develop a cohesive relationship between the community and the Police Department. We have started working to create a Community Policing Culture within our department. My Vision for the very near future is to have the entire department trained and working as Community Police Officers. Having all officers working to build that bridge between the police and the community. We have started this process by providing a foundation for all officers, which included attending Sensitivity and Cultural Diversity Training and Fair and Impartial Policing Training. With these core principles in place the officers began to work on numerous community projects some of which include: DARE, National Night Out, Shop with a Cop, Trunk or Treat, School Supply Give Away, Police Athletic League, Police Explorer Unit and Citizens Police Academy. Another great project which everyone enjoyed was the Thanksgiving Day Dinner Give Away. Cambridge PD and Walmart partnered to provide Thanksgiving Day Dinners to 15 needy families. A great job by all! Without the assistance from our generous community organizations and businesses we could not afford to conduct many of these community activities, so a huge Thank You to them, as well. I have also applied for as many Grants as possible to assist with the cost in bringing about these community projects and promoting a positive bond between police and community.**



**We have continued some of the very important and successful enforcement efforts, such as Uniformed Patrol, Criminal Investigations and Special Operations. We also continued involvement in the Dorchester County Narcotics Task Force, CPD's Flex Team (Anti-Crime Team), and, of course, the Community Policing Unit.**

**This year Cambridge PD has implemented a three pronged effort to make Cambridge a safer place to live and work. This strategy includes Community Policing and Community Engagement, Technology and Proactive Police Patrols to reduce crime in the City. Because of the hard work by these dedicated officers, crime in the city was reduced in 2018 by 29%.**

**Included in this total decrease in crime was our part one offenses. These are major violent crimes to include robberies down 11.1%, aggravated assaults down 25.8%, burglaries down 22.1%, thefts down 30.4% and motor vehicle thefts down 69%. Our only increase for violent crimes was homicides, which was 1 homicide for 2018 compared to 0 for 2017. Officers also responded to over 48,000 calls for service for the year. All of this was done even with the shortage of Police Officers. The Cambridge Police Department has lost total of 9 officers in 2018, mainly due to retirement and low officer pay.**

**As documented in this annual report, many operational and administrative accomplishments were made by the men and women of the Cambridge Police Department in 2018. We look forward to 2019 as we continue to improve upon the professional police services we consistently provide to the citizens of our City.**

**Respectfully,**

**Mark K. Lewis**

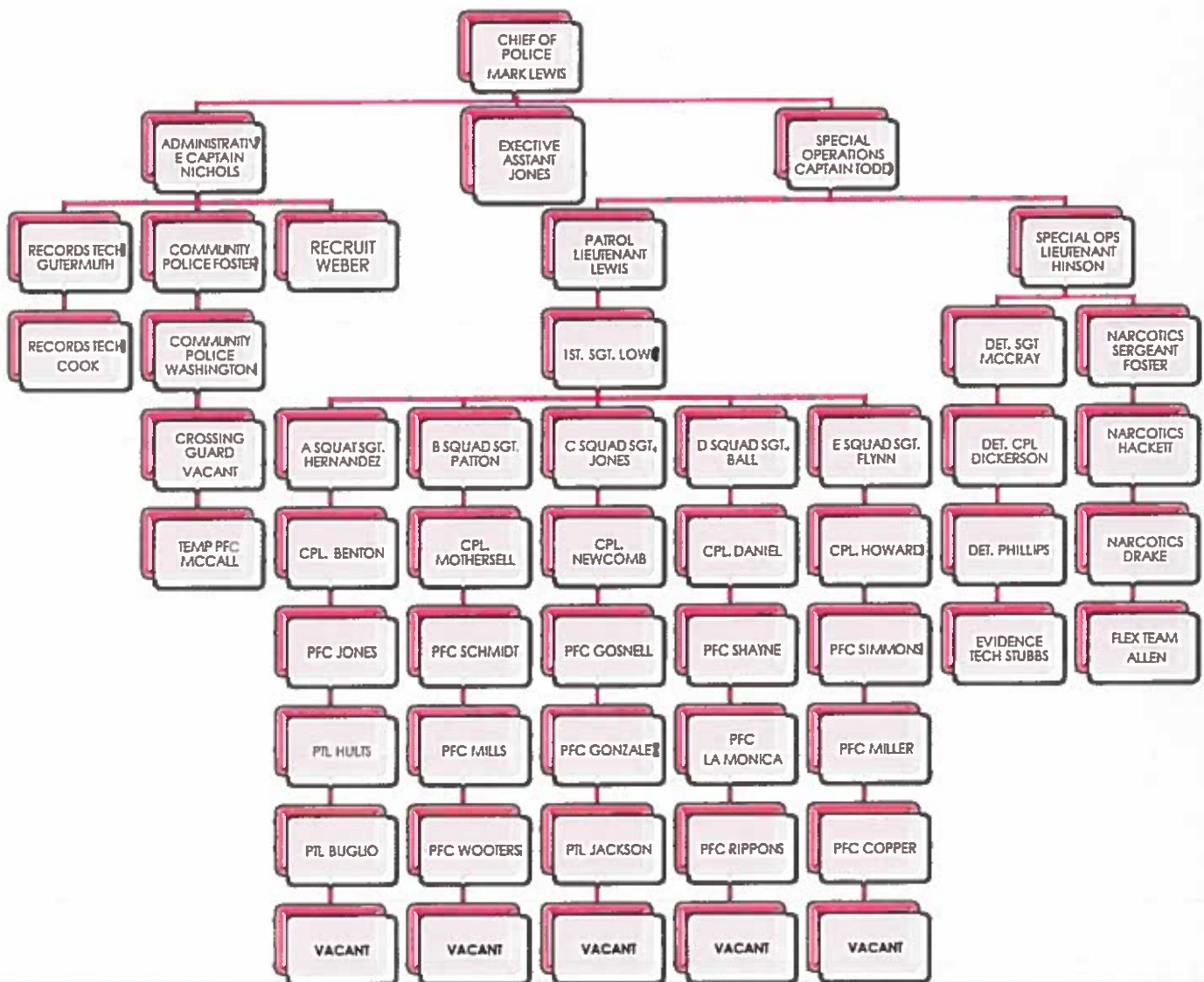
**Chief of Police**



## MISSION STATEMENT

The Cambridge Police Department is committed to excellence in law enforcement and is dedicated to the people, traditions and diversity of our City. In order to protect life and property, prevent crime, reduce the fear of crime, and improve the quality of life, we will build and strengthen community partnerships to provide service with understanding, response with compassion, performance with integrity and law enforcement with vision.

## CAMBRIDGE POLICE DEPARTMENT ORGANIZATIONAL CHART





## **ACCOMPLISHMENTS**

### **Crime Control**

Crime in Cambridge is the lowest it has been in 6 years. There was a total of 730 Part 1 Offenses in 2014, which is comparable to the 726 Total Part 1 Crimes for 2018. The 6 year average from 2013-2018 is approximately 850 Part 1 Crimes per year.

### **Community Outreach**

We have made great strides in developing a rapport with the community. All officers of the Cambridge Police Department are involved in our community support programs, not just the Community Police Unit. The citizens of our community see that Cambridge Police Officers are reaching out to them in an effort to form an alliance which is creating a strong unity between police and Cambridge Citizens.

### **Community Policing**

The Community Policing Unit is comprised of two Officers who oversee Drug Abuse Resistance Education (DARE), multiple Neighborhood Watch Groups, and various community service presentations and programs. They also assisted with:

- ❖ The Annual Dr. Martin Luther King, Jr., Basketball Tournament.
- ❖ Participated in the National Night Out event by organizing Cambridge's event at the county pool.
- ❖ Began the first Cambridge Police Explorer Cadet program with five Explorer Cadets.
- ❖ Organized and participated the Annual Cops on Roof Tops fund raising event at Dunkin Doughnuts for Special Olympics.
- ❖ Organized both the Trunk or Treat Halloween program and Shop with a Cop for Christmas.
- ❖ Participated with Wal-Mart to provide and deliver 15 Thanksgiving dinners to families with each dinner providing food for 7 to 10 people.
- ❖ Continued multiple visits to Pleasant Day, Mallard Bay, and the Bradford House to interact with senior citizens.



# 2018 Grants Obtained

<b>Grant #</b>	<b>Name</b>	<b>Balance</b>
LE-Cambridge PD-2018-273	MHSO-Impaired Driving	\$4,028.00
LE-Cambridge PD-2018-274	MHSO- Aggressive Driving	\$2,014.00
LE-Cambridge PD-2018-275	MHSO- Distracted Driving	\$2,014.00
LE-Cambridge PD-2018-276	MHSO- Occupant Protection	\$1,026.00
GVRG-2018-0007	GOCCP- Gun Violence Reduction Initiative	\$6,000.00
Safe Streets Grant	GOCCP-Safe Streets	\$30,453.00
Teen Court Grant	GOCCP-Teen Court	\$4,500.00
SBSE-2018-0022	GOCCP-School Bus Safety Enforcement	\$9,500.00
BARM-2018-0005	GOCCP-Body Armor	\$2,700.00
Tobacco Compliance Grant	Dorchester Co Health Dept	\$2,300.00
Drug Take Back	Dorchester Co health Dept	\$393.68
COPS Hiring Grant (DOJ)	3-Year grant @\$375,000.00 for 3 officers	\$125,000.00 each year
BJAG	BJAG-Equipment (CPD and DSO)	\$5,760.50 each agency
	\$11,521.00	
BJAG-2015-0045	SWAT Training-LETS for 12/10-14/18	\$4,185.00
STATE AID TO POLICE	STATE AID FOR POLICE PROTECTION	\$200,000.00
LGIT	LGIT TRAINING GRANT	\$7,000.00
		\$406,874.18



**2018 PART 1 CRIMES**

**MURDER – 1**

**RAPE – 2**

**ROBBERY – 24**

**AGGREVATED ASSAULT – 98**

**BURGLARY – 155**

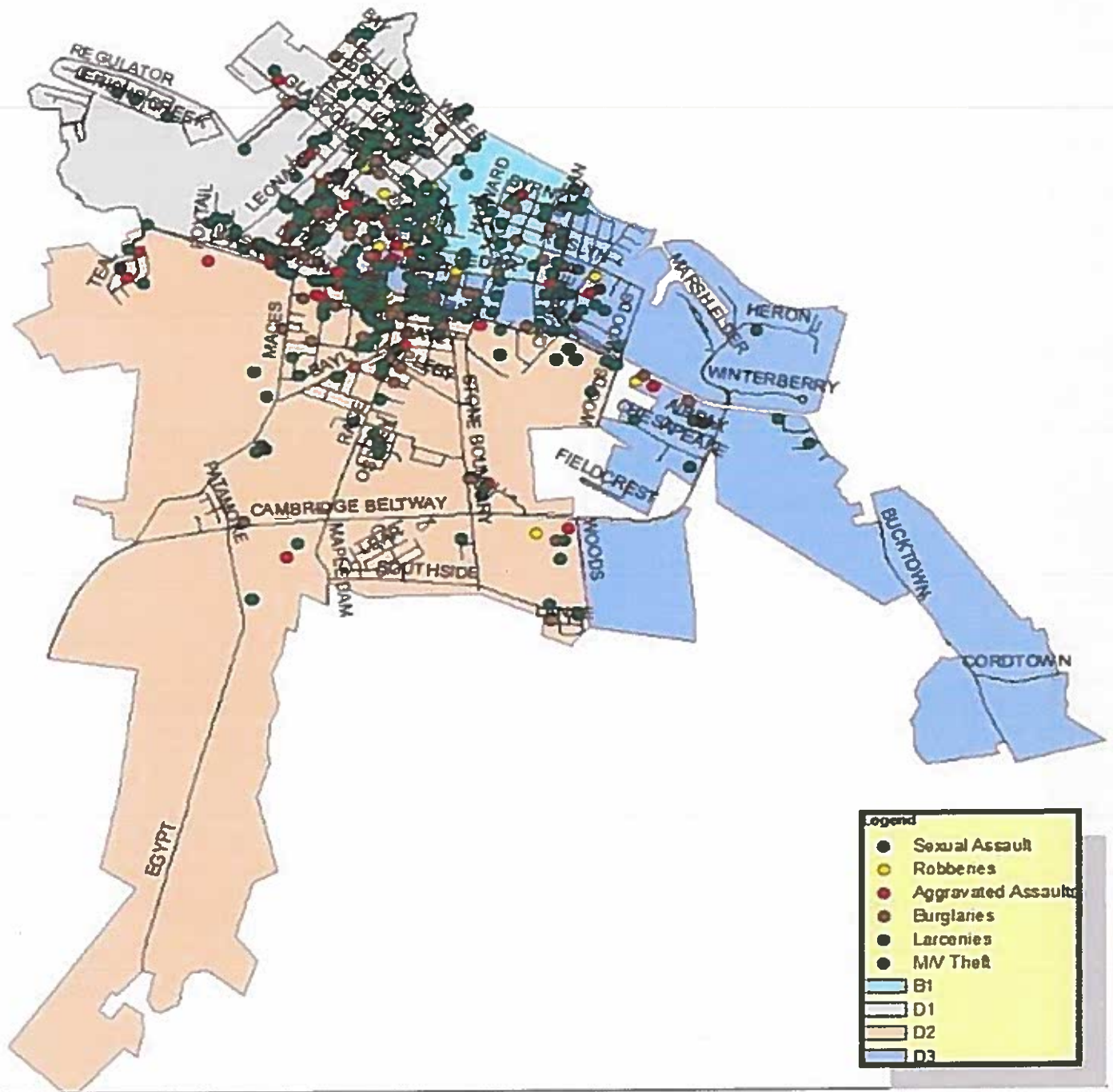
**THEFT – 437**

**MOTOR VEHICLE THEFT – 9**

**TOTAL PART ONE CRIMES - 726**



# 2018 Part I Crimes





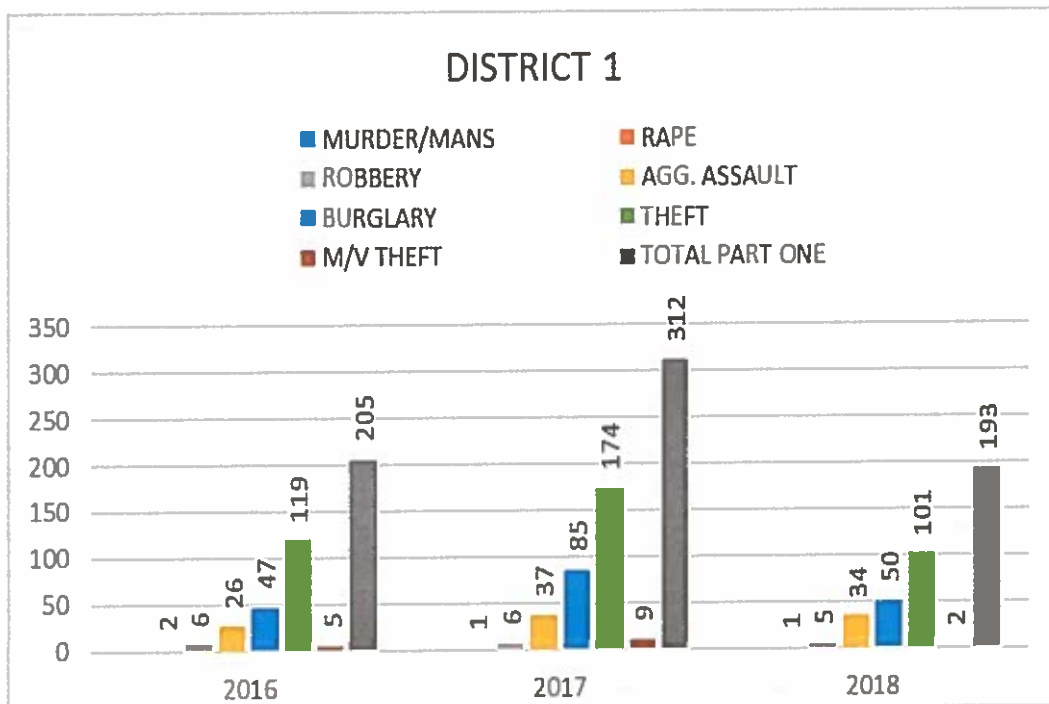
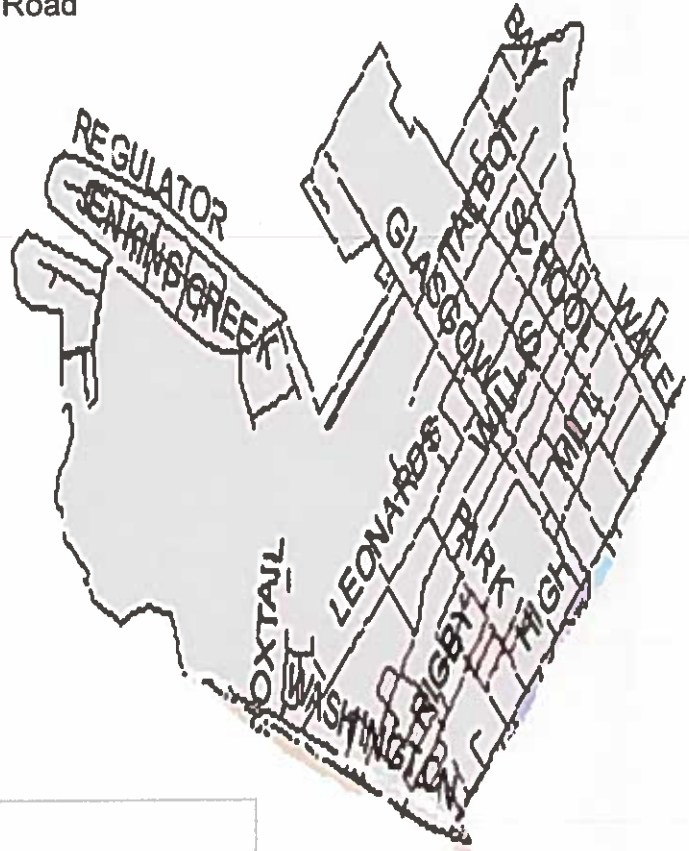




## PART 1 CRIME - DISTRICT 1

West side of city bounded by High Street and Hudson Road

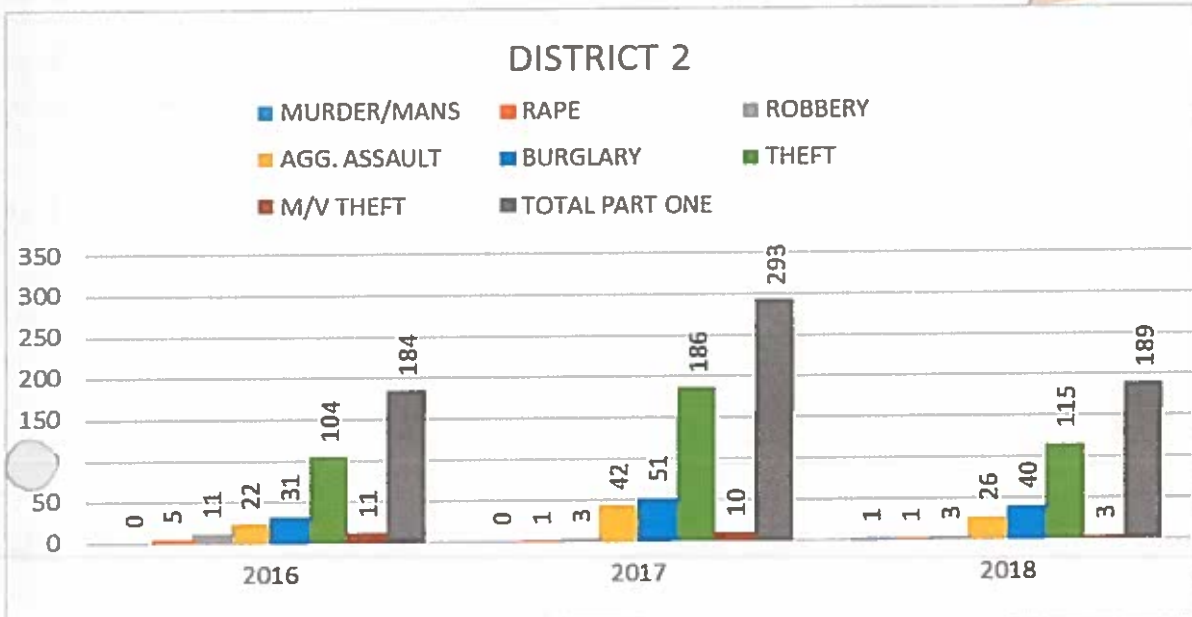
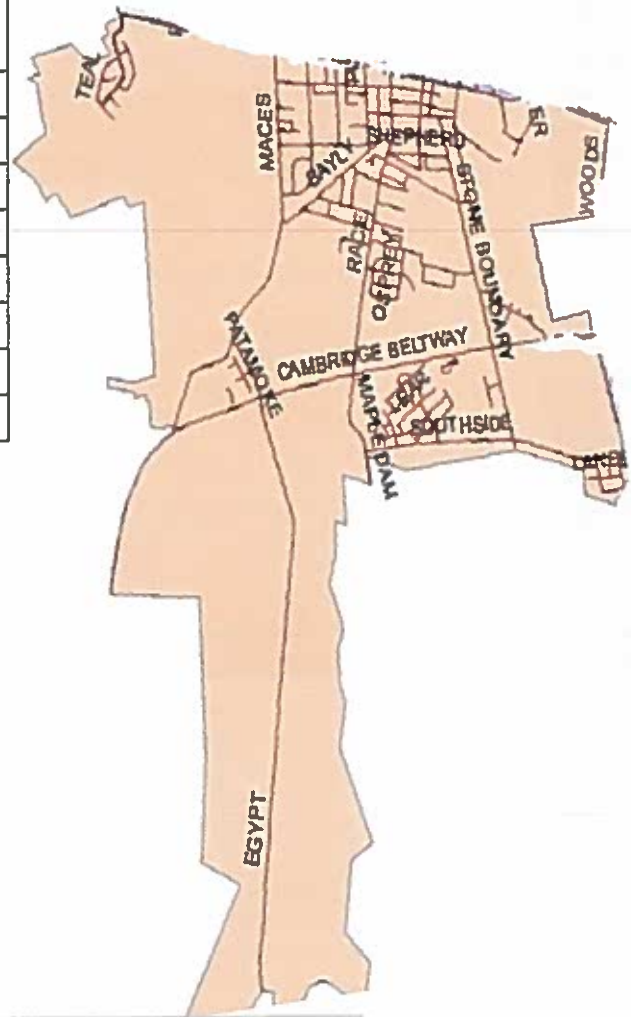
PART 1 CRIME	3 YEAR COMPARISON			2017/2018
	2016	2017	2018	CHANGE
MURDER/MANS	0	0	0	0%
RAPE	2	1	1	0%
ROBBERY	6	6	5	-20%
AGG. ASSAULT	26	37	34	-9%
BURGLARY	47	85	50	-70%
THEFT	119	174	101	-72%
M/V THEFT	5	9	2	-350%
<b>TOTAL PART ONE</b>	<b>205</b>	<b>312</b>	<b>193</b>	<b>-62%</b>





### PART 1 CRIME- DISRICT 2 South of Washington Street from Teal Lane to Woods Road

PART 1 CRIME	3 YEAR COMPARISON			2017/2018 CHANGE
	2016	2017	2018	
MURDER/MANS	0	0	1	0%
RAPE	5	1	1	0%
ROBBERY	11	3	3	0%
AGG. ASSAULT	22	42	26	-62%
BURGLARY	31	51	40	-28%
THEFT	104	186	115	-62%
M/V THEFT	11	10	3	-233%
<b>TOTAL PART ONE</b>	<b>184</b>	<b>293</b>	<b>189</b>	<b>-55%</b>



# PART 1 CRIME - DISTRICT 3

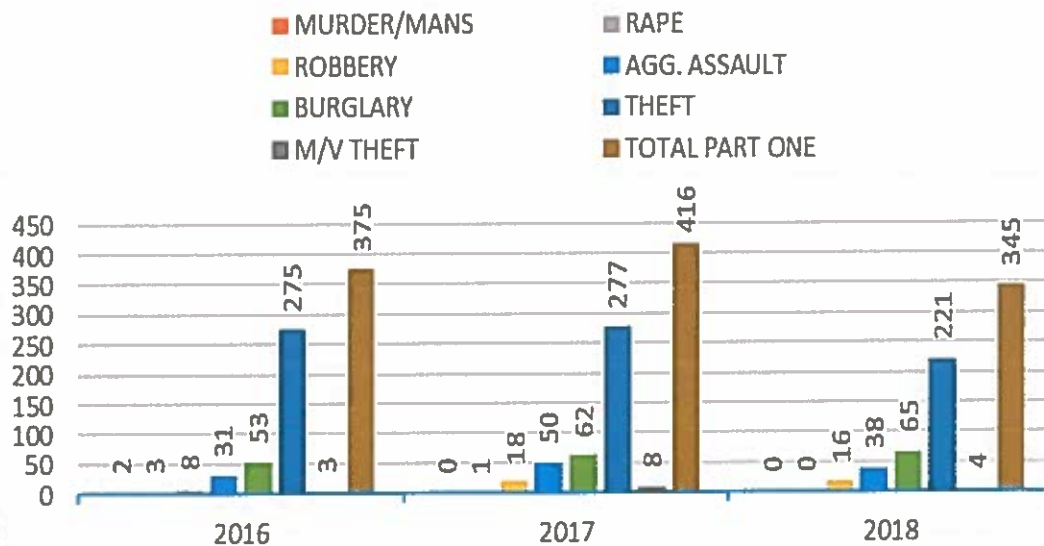
High Street, across Ocean Gateway to Bucktown Road



PART 1 CRIME	3 YEAR COMPARISON			2017/2018 CHANGE
	2016	2017	2018	
MURDER/MANS	2	0	0	0%
RAPE	3	1	0	-100%
ROBBERY	8	18	16	-13%
AGG. ASSAULT	31	50	38	-32%
BURGLARY	53	62	65	5%
THEFT	275	277	221	-25%
M/V THEFT	3	8	4	-100%
<b>TOTAL PART ONE</b>	<b>375</b>	<b>416</b>	<b>345</b>	<b>-21%</b>



## DISTRICT 3

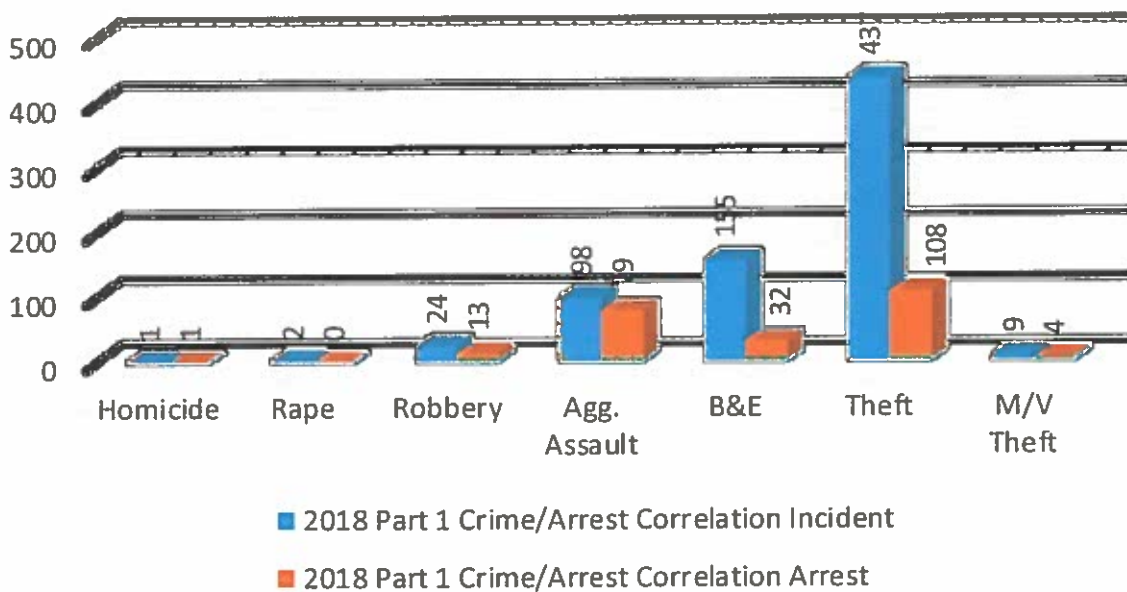




## PART 1 CRIME/ARREST CORRELATION

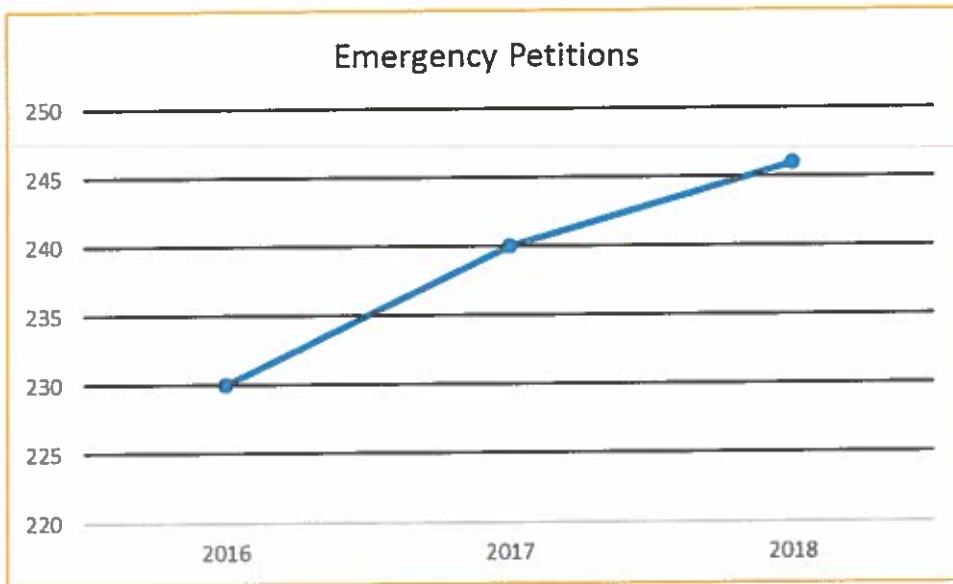
2018 Part 1 Crime/Arrest Correlation			
	Incident	Arrest	%
Homicide	1	1	100.0%
Rape	2	0	0.0%
Robbery	24	13	54.2%
Agg. Assault	98	79	80.6%
B&E	155	32	20.6%
Theft	437	108	24.7%
M/V Theft	9	4	44.4%
<b>TOTAL</b>	<b>726</b>	<b>237</b>	<b>32.6%</b>

### 2018 Part 1 Crime/Arrest Correlation

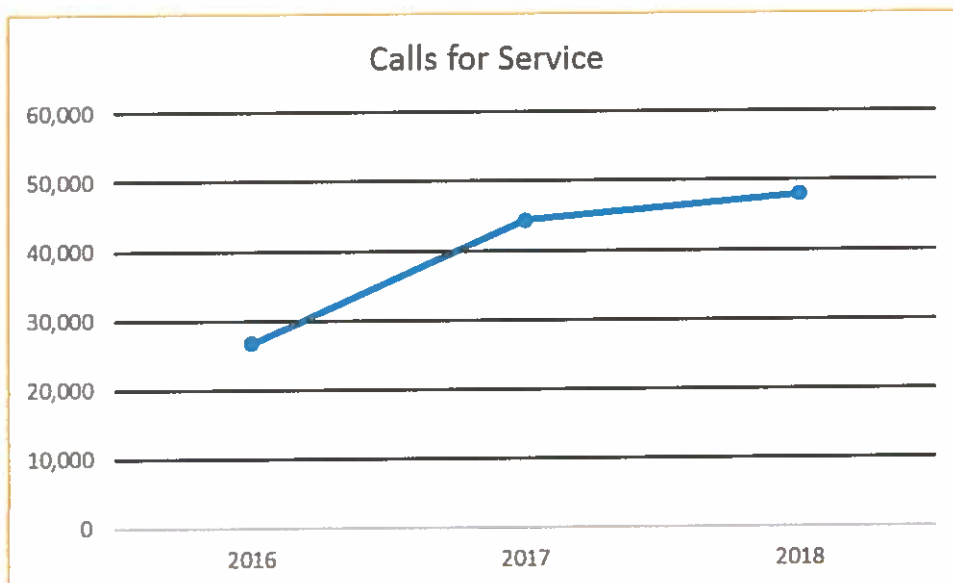


## OTHER DATA

Emergency Petitions are the process by which we encounter a person who may be threat to themselves or others and refuses medical treatment. We complete the petition and transport the individual to the hospital for evaluation. This is a very time-consuming process for our officers and has been steadily increasing since 2013.



Last year's report showed that calls for service had been rising. From 2017 to 2018 they continued to rise however not as steeply as from 2016 to 2017.



**Arrests and traffic enforcement** are not only indicators of the presence of violations, but are also a reflection of the motivation and professionalism of our officers. The adult arrest have decreased and juvenile arrest are relatively the same with only a slight increase.

